

T Together @ Home

Here are some activities you could do together as a family, begin with the story and then do as many or as few as you like, in any order.



Bible Passage

Today we will be exploring together, the story of Moses being born.

You can find it in your Bible in:

Exodus 1:8-2:10

Read the story together – choose a Bible translation or children’s story version which best suits your group.



A prayer to say together

Dear God,
Thank you for the story of Moses which reminds us that you are our protector. We thank you that you not only kept Moses alive but provided everything that he needed.

We thank you for our own families, who take care of us and provide for us.

We pray for all those families in the world who are struggling to have everything they need. We pray especially for those families making difficult decisions to keep their children safe.

Amen.

Discussion

A question for adults to ask children

What did Pharaoh say should happen to all the Hebrew baby boys?

What a change from the positive relationship Joseph and his family had with the previous Pharaoh. The new Pharaoh was intimidated by the Israelite people and worried that they would try to take control of Egypt.

Pharaoh said that all the babies born to the Israelite women should be thrown into the Nile. Technically that is just what Moses’ mother did – she just made sure he was safely wrapped up in a basket first!

Some questions for children to ask adults

How did you feel the day I joined your family?

Why did you choose my name?



Family Activity 1

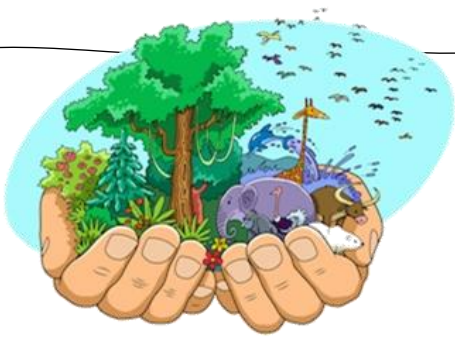
You will need: paper, any craft materials you have in the house.

Moses was placed into a basket made of reeds and floated safely down the Nile. Fold your own origami boat and decorate it to look like a basket. Draw or craft a baby to go in your boat. Float the boat in your bath or why not test it out with a visit to a stream or river nearby. *(Make sure you can rescue your boat and don’t leave any litter)*

A template is on page 3. There are lots of videos on Youtube to help you fold a boat – just search for ‘how to make a paper boat that floats’ or copy this link:

<https://www.youtube.com/watch?v=6X7g5RWSEq4>

Alternative for younger children: At Bath Time explore which items float and which sink using some waterproof toys/dolls.




A verse to remember

Psalm 124 v 8

**Our help comes from the Lord,
who made heaven and earth.**

God had important plans for Moses and his life, you can already see God's hand at work even when Moses is a baby. God protected Moses as he floated down the Nile, he guided him straight into the arms of the Pharaoh's daughter. God even made a way for Moses' own mother to nurse him. Moses' knowledge of the court of Pharaoh and his own Israelite culture would be invaluable in the years to come.

Try to learn this verse together, you could come up with some actions to help you remember it or decorate the verse on a piece of paper or card together and put it up somewhere to remind you of it through the week.



Family Activity 2

You will need: A piece of string or a line on the floor

You need a line on the floor, you could draw or create one or use one which naturally appears in your house or garden.

Play a game of 'river – bank'. Decide which side of the line is the river, the other side is the bank. One person is the leader, they must call out either river or bank. Everybody else should jump over the line to the correct side.

Begin by simply alternating between river and bank but then make it trickier. Speed up the calls or repeat river or bank to see if you can trick people into jumping to the wrong side.

Helping Older Children

Older children might have seen footage and images in the news about the many refugee families seeking safety and security. In the UK there are many shocking images of children crossing the channel with their families and facing dangerous conditions.

Throughout the Old Testament we read stories of the Israelites living as strangers in foreign lands. Even though they faced challenges and dangers God was always with them and God's big plan was for them to be protected and provided for.

We can pray for the refugees in our own world knowing that God's heart is for them to be safe and protected.

Perhaps you could research local charities which support refugees and find some toys or clothes that your child would like to pass on to a child refugee arriving in their country.

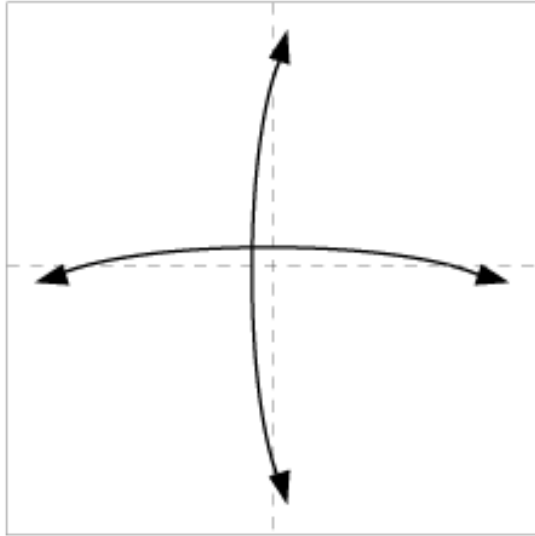
Active Prayer

Moses had an amazing family – his mother who took the risk of placing him into the Nile to save him, his sister who followed at the basket and spoke boldly to the princess, his adoptive mother the princess who raised him at the palace. It is good to recognise and pray for those in our own lives who support and provide for us.

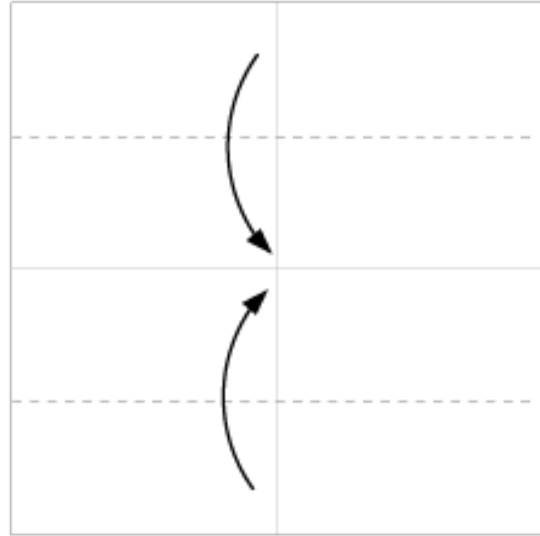
Search your home for photos of family members or friends that support you. Each time you find a photo, stop and pray for all the people in the image. If you can't find enough photos why not look back through images on a phone or social media.



Instructions to fold a floating origami boat



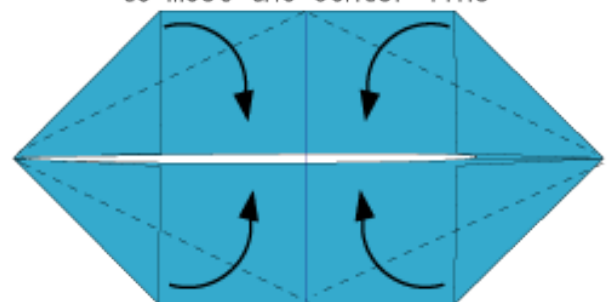
1 Fold in the dotted lines to make crease and fold back



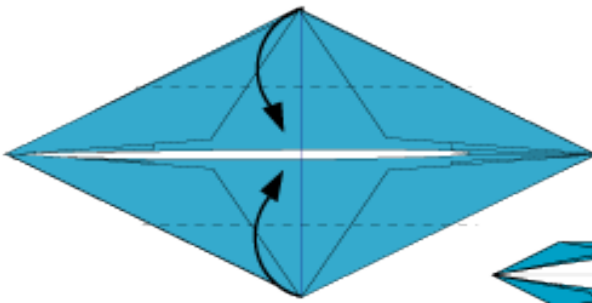
2 Fold in the dotted lines to meet the center line



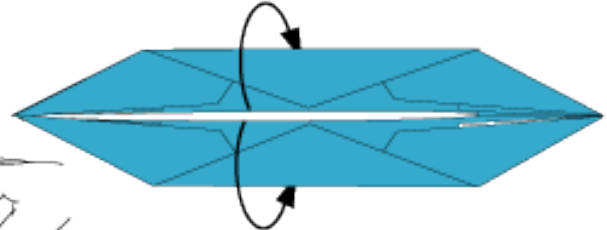
3 Fold in the dotted lines




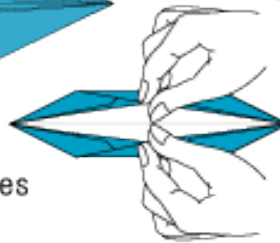
4 Fold in the dotted lines



5 Fold in the dotted lines



6 Open the pocket and turn inside out



7 Finished

A Boat

*Traditional
Diagram:Fumiaki Shingu

A colouring page you could print and colour together

Space background image from <https://docolorclipart.com/>.

PSALM 124 V 8

OUR HELP COMES
FROM THE LORD,
WHO MADE
HEAVEN AND
EARTH.

PUZZLE SHEET

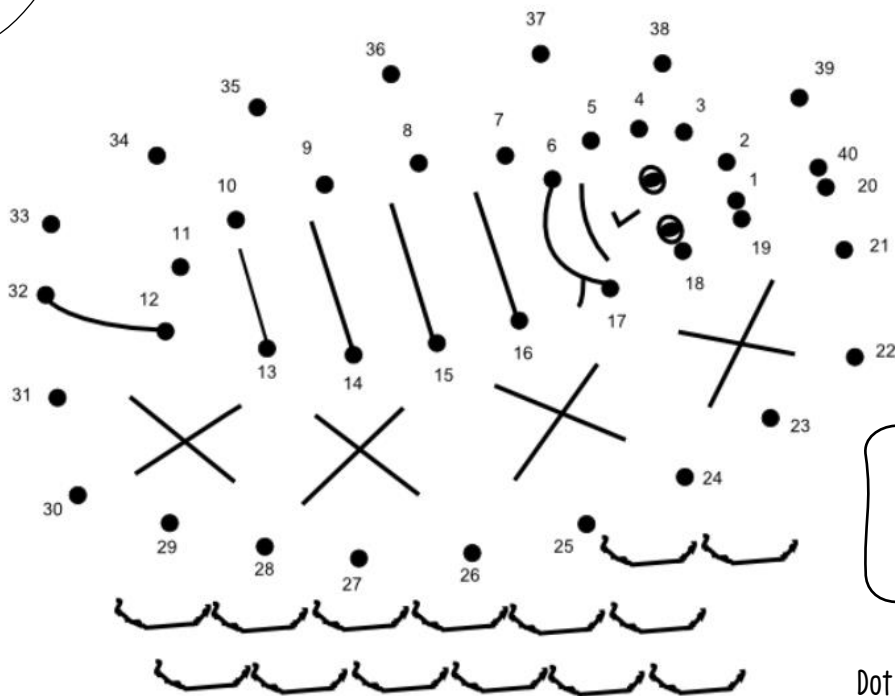
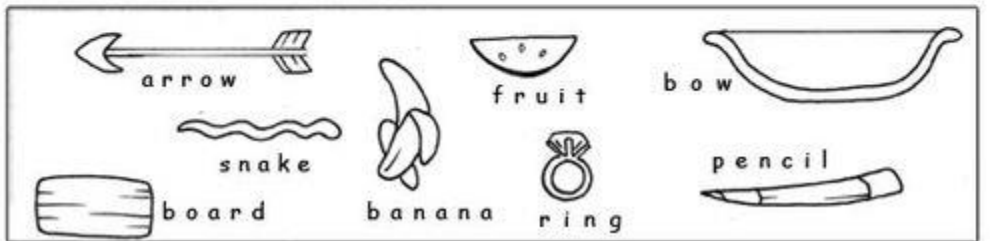




Which path will lead the princess to baby Moses?

a.

b.

c.



Can you find these objects hidden in the picture?

Join the dots to complete the picture of baby Moses in the river.

Together @ Home

Here are some activities you could do together as a family, begin with the story and then do as many or as few as you like, in any order.



Bible Passage

Today we will be exploring together, the story of Moses and the burning bush.

You can find it in your Bible in:
Exodus 3 v 1–15

Read the story together – choose a Bible translation or children’s story version which best suits your group.



A prayer to say together

Dear God,
Thank you for the story of Moses and the burning bush, help us to be like Moses when we draw close to you, showing respect but able to speak to you like a friend.

Thank you that just like Moses you can choose to use us for important tasks, to bless and serve others. Help us to listen to you and live in obedience to you.

We pray for those in the world who like the Israelites in the story are living in slavery or are suffering and scared in the land where they live. May they know your comfort and true freedom.

Amen.

Discussion

A question for adults to ask children

*How do you think Moses felt when he saw the bush burning?
What about when he heard God’s voice?*

At first Moses seemed intrigued by the bush, he was looking after the flock of his father-in-law so would have wanted to check that they were not in danger. But then Moses saw that the bush was on fire but not burning up, he decided to go closer to try and work out what was going on.

When Moses hears God’s voice though everything changes, in verse 6 we see him covering his face in fear. Even though he is afraid to look at God though Moses speaks to God and has a conversation with him.

Some questions for children to ask adults

Can you think of a time when you had a job or task to complete that scared you?

Family Activity 1

The ground where Moses saw the burning bush was holy and God told him to take off his sandals. Why not challenge yourselves to cross a room in the house or get from one room to another without touching the floor? Set your own safety rules before you begin.

An alternative is to use a 2 towels or pieces of paper as safe places and try to get your whole family across the room only standing on the towels/paper. You will need to work as a team to make it all the way across.





A verse to remember

Matthew 16 v 24

“If people want to follow me, they must give up the things they want. They must be willing even to give up their lives to follow me.”

This verse is something that Jesus said. When God appeared to Moses in the burning bush it was with a big task. Moses was settled with a family and a job but God wanted him to be a leader who took God’s people out of Egypt to the land God had prepared for them. I wonder how you would feel if God gave you a big task today? What would you be willing to give up to take on a task for God?

Try to learn this verse together, you could come up with some actions to help you remember it or decorate the verse on a piece of paper or card together and put it up somewhere to remind you of it through the week.

Family Activity 2

You will need: twigs from the garden, glue, any red/orange/yellow craft materials you can find around the house.

Why not create a burning bush together, you could build a 3D model or design a collage or picture.

If you have fairy lights from Christmas why not make your bush light up too!

You could use it for our “Active approach” prayer activity.



Active Approach



Moses experienced a range of emotions as he approached the burning bush, he encountered God in different ways as he drew closer. Why not try these different prayer activities as you spend some time drawing closer to God. If you have built your own burning bush craft you might like to journey towards it or light a candle as your final point. Place markers or pieces of paper that move closer to the burning bush and complete one of these prayer activities at each point.

1. Preparing to approach

Moses saw the bush in the distance and decided to find out more about it. Say a prayer together dedicating your time to God and asking God to meet with you.

2. Take off your shoes

God told Moses he was standing on Holy Ground, take off your shoes and place them neatly at the edge of the room or outside the door. Explain that you are going to draw close to God who is Holy.



3. A prayer of repentance

Because He is Holy, our sin can be a barrier between us and God – you might like to take a moment to say sorry for any thing you know you have done recently that is not pleasing to God. You could have a bucket or bin and some pieces of paper that you could write or draw sins on then crumple them up and throw them into the bin as a reminder that God forgives our sins.

4. Share your sadness

God told Moses that He had seen the misery of his people. Spend some time sharing with God anything that is making you sad and upset at this time. Why not have a bowl and some cups of water, pour the water into the bowl as you pray as a reminder that God sees our tears and knows when we are sad. Wait for the water to settle and ask God to give you peace as you give your sadness to Him.




5. Ask God about His plans for you

Spend some time sitting quietly close to your burning bush or candle. Ask God to speak to you, remember God can speak to us through words, pictures in our minds, feelings or through other people. You might get a word from God for yourself or for somebody else.

A colouring page you could print and colour together

Free colouring page from <http://tomiannie.blogspot.com/>



Matthew 16 v 24

If people want to follow
me, they must give up
the things they want.

They must be willing
even to give up their
lives to follow me.

Together @ Home

Here are some activities you could do together as a family, begin with the story and then do as many or as few as you like, in any order.




Bible Passage

Today we will be exploring together, the story of Passover.

You can find it in your Bible in:

Exodus 12:1-14

Read the story together – choose a Bible translation or children’s story version which best suits your group.



A prayer to say together

Dear God,
Thank you for the story of Passover, the night when you led your people out of slavery in Egypt. We thank you that you still protect and save us today.

We thank you for Jesus who was led like an innocent lamb to death for us. We thank you that because Jesus’ blood was shed our sins can be forgiven and we will not be punished but will be your friends forever.

We pray for all our friends and family who don’t know yet know you as their friend that they would respond to the Good News about Jesus.

Amen.

Discussion

A question for adults to ask children

What was the sign for God that He should pass over a house?

The blood on the doorframe was a sign to God that He should pass over and not harm the people who lived there. In the Old Testament (the part of the Bible before Jesus arrived) we see many examples of a blood sacrifice being made to ask God for forgiveness. When Jesus died he was the ultimate Passover lamb, his blood was shed so that we can be forgiven and protected from the punishment that we deserve forever. Passover festival continued to be celebrated by God’s people to remind them of this part of their story, in fact it was being marked the week that Jesus died.

Some questions for children to ask adults

Can you think of a time when God helped to bring you out of a difficult situation?

Family Activity 1

Pharaoh really did not want to let God’s people leave Egypt even though Moses repeatedly asked on God’s behalf. Each time Pharaoh said no, God sent a plague against the people of Egypt. The death of the first born was the final plague, when his eldest son died Pharaoh finally called for Moses and told him that Gods people could leave Egypt.

Play “Escape from Egypt” the game which you can find on page 3, you will need a dice and counters to mark your progress.

If you don’t have access to a printer why not make your own giant game by laying out pieces of paper and writing the instructions on them, you could be the counters and make your way around the board!





A verse to remember

Exodus 12 v 14

You are always to remember this day and celebrate it with a feast to the Lord.

The Passover feast was not something that God's people did once and never again, they celebrated it every year as a reminder of what God had done to save them from the Egyptians. During Passover the story of how God brought them out of Egypt is told, traditionally the story is told not as something as which happened in the past but brought to life so that all those listening feel like they were there and that they too have been brought out of slavery. The Passover meal is multi-sensory with different activities and tastes used to help bring the story to life. Jewish families still celebrate Passover today and some Christians too. Perhaps you could think of a way to bring the story of Jesus to life in a multi-sensory way to share with others.

Try to learn this verse together, you could come up with some actions to help you remember it or decorate the verse on a piece of paper or card together and put it up somewhere to remind you of it through the week.

Active Prayer

You will need: post it notes or paper/Sellotape/Blu tack

Spend some time writing or drawing on the post it notes some of the many promises of God or words that describe how God feels towards us. e.g. loving, kind, generous, forgiving.

Carefully work together to stick all the words around a door frame in your home. Remember the blood that God's people put on their door frames.

Thank God that he is our covering and protection. Challenge everybody that this week, every time you pass through the doorframe, you pause and say a thank you prayer to God for all his promises and goodness.



Family Activity 2

Why not hold your own thank you meal together? Plan a meal which you can all share – each person should bring and share a story about something that God has done for them or something they know about God's love for them.

Work together to plan a menu that reminds you of who God is and his love for us. Here are some ideas which you could include...

Grape Juice or Blackcurrant Squash

As you pour the drinks you could talk about the wine we have at communion which represents Jesus' blood. Together you could think about the sacrifice that Jesus made for us on the cross.



Something bitter

In the Passover meal bitter herbs are tasted as a reminder of difficult times. Why not challenge everybody to try something that they don't like the taste of before you eat the nice bit of the meal, you could share about a time when you faced a challenge but God brought you through.

Birthday Cake

Why not finish with a celebration pudding, talk about the things we celebrate and mark every year. What do we do each year to remember the Good News of Jesus?

Escape from Egypt!!!

WARNING BLOOD!

START

2

3 Remember to remove your sandals forward 2!

4

5

6 Turn your staff into a snake! Slide on ahead to space 11!

7

8 Accidentally drink water from the Nile! Miss a turn!

9 Feeling Itchy? You might have lice go back 2!

10

11

12 Avoid the frogs - hop forward 3

13

14 Swallow a fly go back 3!

15

16 Your cow feels sick go back 4!

17

18

19 There's a ball on your nose go back 2!

20

21

22 You're stuck in the hail storm!
Roll a 3 or a 5 to move forward!

23

24

25 You paint your door frame with blood! Roll again!

26


27

FINISH

A colouring page you could print and colour together

Exodus 12 v 14

You are always to remember this day and celebrate it with a feast to the Lord.



PUZZLE SHEET



How many frogs can you find on this page?

Frogs was one of the plagues that God sent to Egypt.

Unscramble each clue word... they are all examples of plagues sent against Egypt!

Copy the letters in the numbered squares into the correct spaces below!

GOFRS

| | | | | |
|----|---|---|--|--|
| | | | | |
| 21 | 7 | 5 | | |

LEIC

| | | | |
|----|----|---|--|
| | | | |
| 18 | 19 | 1 | |

FEILS

| | | | | |
|----|----|---|---|--|
| | | | | |
| 23 | 20 | 8 | 4 | |

LOIBS


| | | | | |
|----|---|----|---|----|
| | | | | |
| 13 | 2 | 15 | 9 | 10 |

LIAH

| | | | |
|----|---|--|--|
| | | | |
| 14 | 6 | | |

SOTCULS

| | | | | | | | |
|----|----|---|----|----|----|--|--|
| | | | | | | | |
| 12 | 17 | 3 | 16 | 11 | 22 | | |




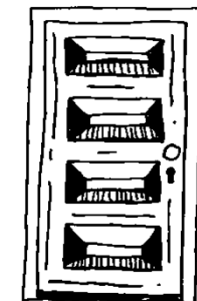




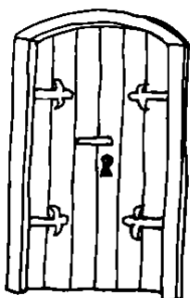



| | | | | | | | | | | | | | | | | | | | | | | | | | | | |
|---|----|----|----|----|----|---|----|----|----|----|---|----|----|---|----|----|----|---|----|----|----|----|---|----|---|----|----|
| 1 | X | 2 | D | 3 | 4 | 1 | 2 | V | 1 | 4 | 5 | 3 | 6 | 7 | 8 | 6 | 9 | W | 6 | 10 | 11 | 12 | | | | | |
| 7 | 1 | M | 1 | 13 | 1 | 7 | 11 | 14 | 15 | 16 | D | 6 | Y | 6 | N | D | 17 | 8 | 18 | 1 | 13 | 7 | 6 | 11 | 1 | 19 | 11 |
| W | 20 | 11 | 14 | 6 | 21 | 1 | 6 | 22 | 11 | 11 | 2 | 11 | 14 | 1 | 23 | 12 | 7 | D | | | | | | | | | |

All God's people painted blood on their door frames.

Can you pair up the matching doors on the page by colouring them the same.

Which door is the odd one out?



Together @ Home

Here are some activities you could do together as a family, begin with the story and then do as many or as few as you like, in any order.



Bible Passage

Today we will be exploring together, the parting of the Red Sea.

You can find it in your Bible in:

Exodus 14:19-31

Read the story together – choose a Bible translation or children’s story version which best suits your group.



A prayer to say together

Dear God,
Thank you for the story of the parting of the Red Sea where you brought Moses and the Israelites safely through the water to the other side.

We thank you that just like the Israelites you go before us and protect us. Thank you that whatever challenges we face you are always with us and we can trust you to bring us through to the other side.

We pray for all those struggling at the moment that they would know your guidance and comfort.

Amen.

Discussion

A question for adults to ask children

How do you think the Israelites felt when they reached the edge of the Red Sea?

The Israelites had finally escaped from slavery, they must have been feeling so excited that God had brought them out and that they were heading towards their promised land. When they looked back and saw the Egyptian army following they must have been very scared, then their way ahead was blocked by the Red Sea(!) and it must have felt like everything was going wrong.

Even though it seemed impossible God did something miraculous, He made a way through the water and defeated the whole of the Egyptian Army. All that the Israelites had to do was trust in God!

A question for children to ask adults

Can you think of a time when you managed to overcome something that seemed impossible?

Family Activity 1

You will need: A piece of string or a line on the floor



You need a line on the floor, you could draw or create one or use one which naturally appears in your house or garden.

Play a game of ‘river – bank’. Decide which side of the line is the river, the other side is the bank. One person is the leader, they must call out either river or bank. Everybody else should jump over the line to the correct side.

Begin by simply alternating between river and bank but then make it trickier. Speed up the calls or repeat river or bank to see if you can trick people into jumping to the wrong side.

You might remember this game from the story of Moses being placed into the River Nile in a basket – what similarities and differences can you find between the two stories?



A verse to remember

Exodus 15 v 13

You keep your loving promise
and lead the people you have saved.
With your strength you will guide them
to your holy place.

Try to learn this verse together, you could come up with some actions to help you remember it or decorate the verse on a piece of paper or card together and put it up somewhere to remind you of it through the week.

Family Activity 2

God sent a pillar of cloud to guide his people during the day and a pillar of fire to guide them by night.

Set up a day time obstacle course, choose somebody to go ahead and guide everybody else along the course.



Set up a night time obstacle course. try to complete the same course but this time in the dark with the person leading the way holding a torch or glow stick!

Helping Older Children

The first few weeks back at school can be full of challenges. Just like the Red Sea they can feel insurmountable at first, impossible to get through. This week's story is a great reminder that God can bring us through every challenge.


Active Prayer

Create a wave on the floor, you could use string, ribbon or do create it outside with chalk.

Find and place items along the wave that remind you of some of the good things (put them on the high points of the waves) and some of the challenges (put them in the troughs/low points of the waves) you have faced this week. You could place a game you have enjoyed playing together at the top of a wave and perhaps a school subject book of a topic you found difficult this week at the bottom of a wave.

Use this as a chance to thank God for the good things and give God the challenges as well as an opportunity to talk and share together about how your week has been.

You might choose to do this activity to talk and share about how the weeks of Lockdown or the summer were for your family.



A colouring page you could print and colour together

Exodus 15 v 13

**You keep your loving promise
and lead the people you have
saved.**



**With your strength you will guide
them to your holy place.**

PUZZLE SHEET

Can you find all of these words in the word search?

chariots
 cloud
 Egyptians
 fire
 Israelites
 Moses
 parted
 pillar
 red
 sea
 water

| | | | | | | | | | | | | | | |
|---|---|---|---|---|---|---|---|---|---|---|---|---|---|---|
| y | s | k | g | x | q | t | g | g | s | k | v | f | g | c |
| l | j | t | u | c | u | t | s | l | y | y | i | l | r | d |
| w | k | s | o | l | u | g | r | l | p | r | o | v | x | p |
| r | e | t | m | i | r | z | w | m | e | l | a | z | m | t |
| n | s | z | h | a | r | w | s | z | s | q | d | n | m | n |
| r | p | a | l | b | l | a | w | f | i | s | e | i | c | x |
| p | a | l | e | i | z | q | h | s | k | v | t | k | t | e |
| d | i | m | o | s | e | s | r | c | t | x | r | h | s | u |
| p | u | x | d | t | j | a | v | n | k | h | a | s | d | z |
| w | q | x | i | o | e | s | n | a | i | t | p | y | g | e |
| a | c | x | i | l | o | q | k | s | z | a | r | a | x | t |
| t | f | l | i | h | t | q | p | i | f | q | s | e | q | u |
| e | e | t | o | j | r | g | g | s | c | u | t | i | z | z |
| r | e | k | r | u | g | n | g | e | a | w | m | t | s | x |
| s | d | e | r | m | d | x | c | g | z | x | u | i | r | f |

Can you find 8 differences between the two pictures of Moses crossing the Red Sea?

Original image from www.supercoloring.com




Can you complete the word ladder to change the word **red** to **sea**? Change one letter at a time, there are pictures to help you!

red





sea



Together @ Home

Here are some activities you could do together as a family, begin with the story and then do as many or as few as you like, in any order.



Bible Passage

Today we will be exploring together the story of God feeding his people Manna from heaven!

You can find it in your Bible in:
Exodus 16

Read the story together – choose a Bible translation or children’s story version which best suits your group.



A prayer to say together

Dear God,
Thank you for the story of the parting of the Red Sea where you brought Moses and the Israelites safely through the water to the other side.

We thank you that just like the Israelites you go before us and protect us. Thank you that whatever challenges we face you are always with us and we can trust you to bring us through to the other side.

We pray for all those struggling at the moment that they would know your guidance and comfort.

Amen.

Discussion

A question for adults to ask children

Why do you think the Israelites complained so much and didn’t follow God’s instructions?

Imagine cooking somebody the most incredible meal, the best thing every made but the person you cook it for complains and grumbles about it! It must have been so frustrating for God who had done so much for his people that they could not even follow basic instructions and trust Him!

Perhaps it was because for so many years the Israelites had been slaves in Egypt, worrying about having enough to survive. Even though they had seen the amazing miracles God had done in bringing them out of Egypt they still worried about having everything they needed.

A question for children to ask adults

*What is the most delicious meal you have ever tasted?
Can you think of a time when God provided something you needed?*

Family Activity 1

Taste challenge

You will need: a range of different foods, blindfolds.

Give everybody a blind fold (a scarf will work) and pass them samples of the different foods to taste. Can they work out what they are eating?





A verse to remember

Psalm 145 v 8

**The Lord is kind and shows mercy.
He does not become angry quickly but is full of love.**

God was so patient with the Israelites, even though they moaned and grumbled He continued to provide for them and send food every day. How wonderful that our God is so loving and forgiving when we make mistakes too. Try to learn this verse together, you could come up with some actions to help you remember it or decorate the verse on a piece of paper or card together and put it up somewhere to remind you of it through the week.

Family Activity 2

A bonus question to answer together: *If you could only eat one meal for the rest of your life, what would you choose?*

Why not prepare and cook a special meal together? You could design the menu based on your favourite foods. If you have limited resources or cannot get to the shops you could design and decorate a menu of your ideal meal!



Helping Fussy Eaters

If you have a child who is a fussy eater this story may feel very familiar to you. The food God provided to the Israelites must have seemed strange and new but nowadays we use the word "Manna" to describe the best tasting things!

Why not use this story as a starting point and encourage the fussy eaters in your family to try something new this week!

Active Prayer

Although the taste map of the tongue that you might have seen at school has been disproved by scientists what we do know is that we can taste many different things. Why not collect a food to represent each of these different tastes. As you taste it use it to inspire your prayers.



UMAMI

Umami is the savoury taste, it is linked to warm comforting things like broth.

Pray and ask God to give you the feeling of his wrap around love and comfort.



SWEET

Take it in turns to pray and say thank you to God for a good thing that has happened to you this week.



BITTER

Take it in turns to bring to God in prayer something that has been challenging or upsetting this week.

God showed mercy and was patient and forgiving with the grumbling Israelites.



SALTY

Pray and say sorry to God for anything you have done this week that is not pleasing to Him.

Pray and ask God to help you forgive anybody who has upset you this week.




SOUR

A colouring page you could print and colour together

Psalm 145 v 8

The Lord is

kind



and shows

mercy



He does not
become angry
quickly but is
full of

love



PUZZLE SHEET



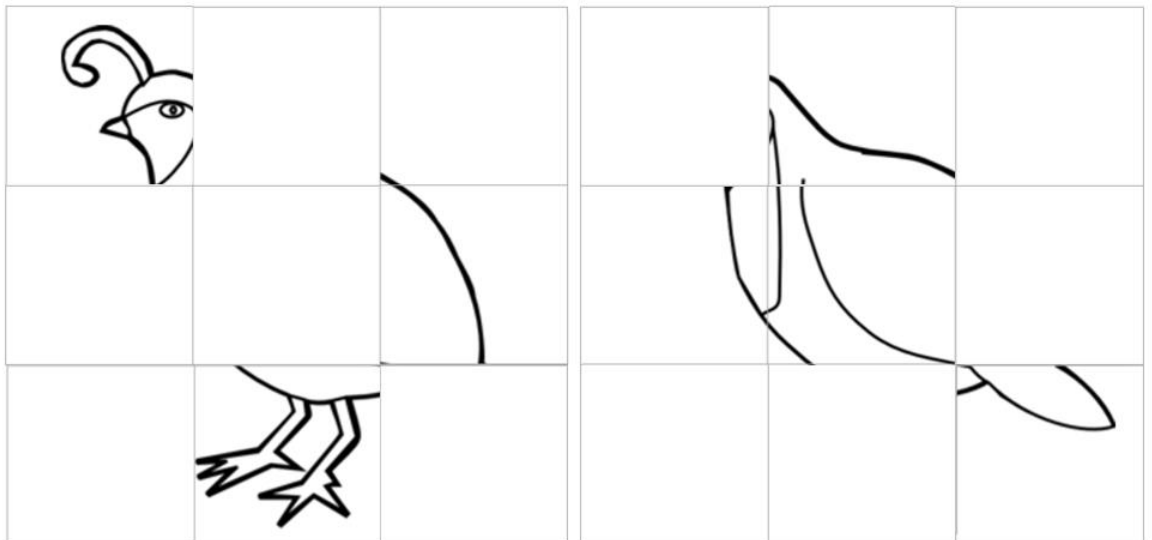
Help the boy find his way through the maze to collect some Manna.

How many baskets of Manna can you find hidden on this page?



On the sixth day God provided enough food for two days.

Can you use the squares that are filled in to complete make two identical quail pictures?



Together @ Home

Here are some activities you could do together as a family, begin with the story and then do as many or as few as you like, in any order.



Bible Passage

Today we will be exploring together, the story of Moses and the water from the rock.

You can find it in your Bible in:

Exodus 17:1-7

Read the story together – choose a Bible translation or children’s story version which best suits your group.



A prayer to say together

Dear God,
Thank you for the story of Moses and the water from the rock. Thank you that you are always with us even when we are anxious or scared. Help us to remember that you are our protector and provider.

We pray for those in the world who do not have everything they need, who may be scared or angry. Would you be their provider and protector and remind them that you are with them.

We pray for those who are spiritually thirsty, help them to find in you a stream of living water!

Amen.

Discussion

A question for adults to ask children

Why were the Israelites quarrelling with Moses? How do you think they felt when there was no water?

The Israelites were thirsty! Nowadays a thirsty person might just turn on a tap or go to a shop to buy a drink, but the Israelites were in the middle of the desert, with no water in sight and so they got angry!

How quickly they seem to have forgotten the miracles that God has performed for them, the amazing plagues sent on the Egyptians, the parting of the Red Sea, the food from heaven! Maybe that is why God told Moses to use the same staff which he had performed miracles with before to strike the rock, it was a reminder that God had been with them through it all and would continue to be with them.

Some questions for children to ask adults

Can you think of a time when you were worried or scared about something even though God was with you?

Family Activity 1

You will need: a large rock, some small sticks.

Use a large rock from the garden or a park as a target. Take it in turns to launch your stick like a mini javelin or dart! Who can get their stick to land closest to the rock? Play a few rounds, each round move slightly further from the rock to make it harder.



- Score 10 points if your stick lands ON the rock
- Score 5 points if your stick is touching the rock.
- Score 2 points if your stick hits the rock and bounces off!

Make sure you do this in an open space and don't throw sticks if there are people near the rock!





A verse to remember

Psalm 78 v 4

**We will tell about his power
and the miracles he has done.**

Read this Psalm together, it tells the story of the fickle Israelites who kept forgetting the wonderful miracles of God and rebelling against Him in the wilderness. How many of the miracles that we have already read about can you find in the Psalm?

This Psalm reminds us that we must share and pass on the stories of God's miracles and provision to the next generation so that they are not forgotten. Try to learn this verse together, you could come up with some actions to help you remember it or decorate the verse on a piece of paper or card together and put it up somewhere to remind you of it through the week.



Family Activity 2

Hold a water race!

You will need: non-breakable cups (the same size) or spoons, bowls or buckets, measuring jug.

Using a jug, measure out water into two bowls or buckets at one end of your garden or wherever you choose to race. Those racing have 1 or 2 minutes to transport as much water as possible from their container to another one at the opposite end of the course. Use spoons if you want to make the challenge really hard or cups/eggcups to make it slightly easier. At the end of the time use the jug again to see who has transported the most water.

Active Prayer

Just like the Israelites we can get so caught up in our worries and fears that we forget the goodness of God in the past and how he has looked after us.

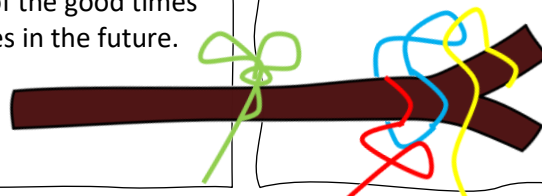
For this activity you will need some string, wool or ribbon and a large stick. The stick is a reminder of the staff that Moses carried through all the stories we have read so far.

If you don't have string or wool you can always attach paper with pictures or writing to your stick or strips of recycled packaging.

As a family think back over this year so far, take it in turns to share good memories and experiences where you felt God near or knew God's protection and provision.

For each of these memories tie a string or ribbon to the stick. Say a thank you prayer to God for that memory.

Keep going until you cannot think of any more things to add. Ask God to help you remember all of the good times when you are going through difficult times in the future.



Helping Older Children

The fear and worry of the Israelites at finding no water became anger and they sought for somebody to blame. This pattern of behaviour is one it is so easy to fall into. Recognising the root cause and underlying emotions can be really important for older children who can be experiencing a rollercoaster of different feelings throughout the day. Holding on to things which are solid and unchanging during turbulent times can be a huge source of comfort.

If you have a child who is struggling with anxiety during this time why not use some of the strings from your Active Prayer stick as a reminder of God's faithfulness. Tie a string onto a school bag or pencil case which they can look at as a reminder of better times when they are struggling and remember that God is with them.

A colouring page you could print and colour together

Psalm 78 v 4

We will tell about his
power and the miracles
he has done.



PUZZLE SHEET

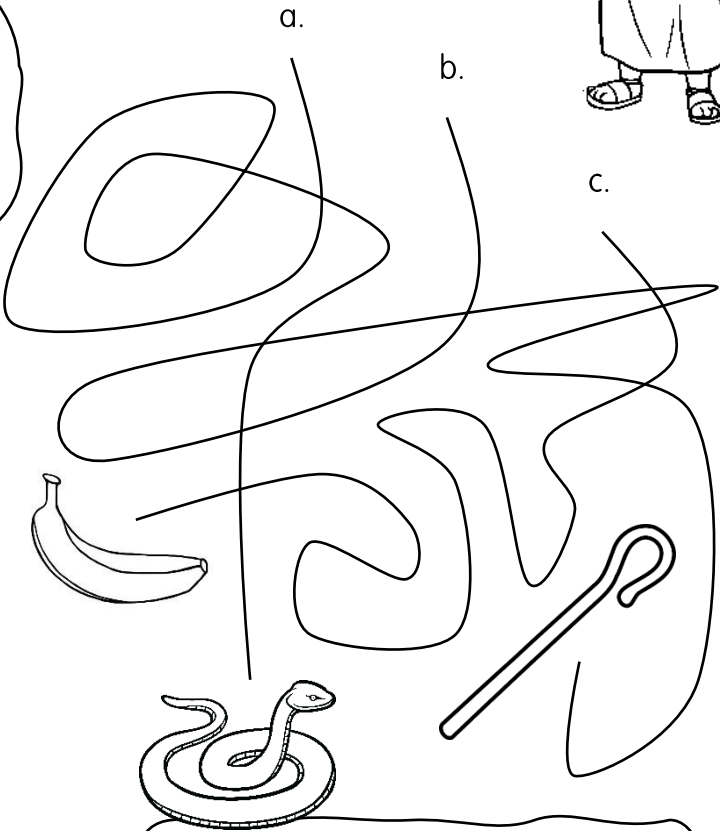
Help Moses find his staff – which path should he take?



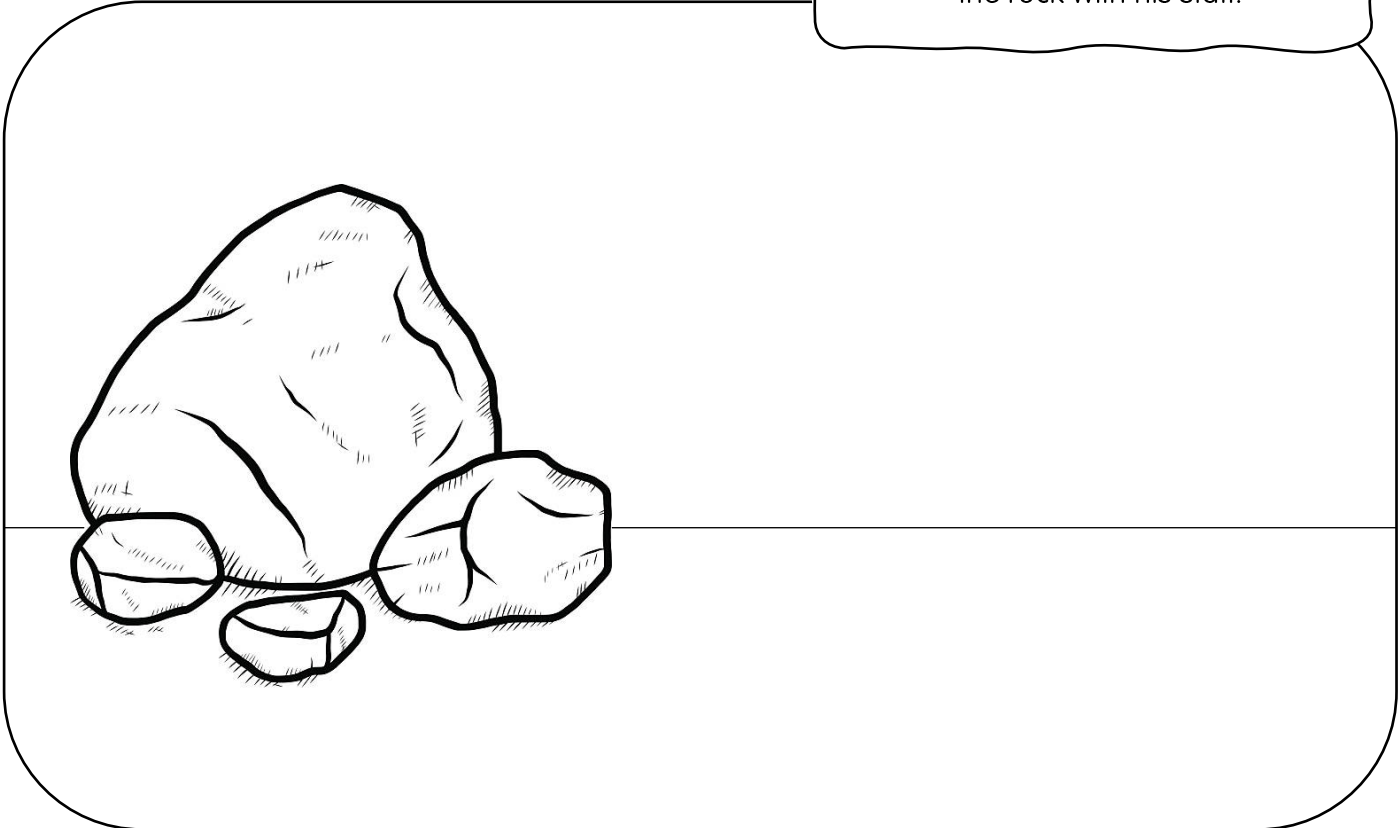
Can you find all these words in the word search below?

| | | |
|-------------------|--------------|----------------|
| Moses | Horeb | Massah |
| angry | staff | Meribah |
| Israelites | rock | quarrel |
| water | God | test |
| desert | | |

d i s u r h i q r m s u i o s
 i h d e v d z u u s f s d j n
 e s t z e w p a d o g c x c c
 l a t s r h x r d i n i s h y
 w o e x o i s r a e l i t e s
 k r y x c s c e m u f z p g q
 t m f t k o e l r u n u n u e
 b g n n o h r s l f o r g m r
 m h a s s a m t o s s g f q u
 k e z v x k e j y m t z t w w
 h o r e b s t p r a q a g g g
 x w i i t g d p g c h d f h b
 s p i b b o q n n s x x h f z
 t s y w v a o l a p f s e z l
 h g x p h t h d d h j o g z k



Complete the picture below to show what happened when Moses struck the rock with his staff.



Together @ Home



Bible Passage

Today we will be exploring together, the story of the Ten commandments.

You can find it in your Bible in:
Exodus 20

Read the story together – choose a Bible translation or children’s story version which best suits your group.



A prayer to say together

Dear God,
Thank you for the story of the ten commandments which reminds us that you want what is best for us. Help us to recognise when rules are there to keep us safe and protected.

Thank you that you want all of us to be able to live our best lives. Give us patience and compassion as we follow the current guidance. Help us remember that you are with us always.

Thank you for the example of Jesus who lived a life without sin, help us to make wise choices and to live in obedience to you.

Amen.

Here are some activities you could do together as a family, begin with the story and then do as many or as few as you like, in any order.

Discussion

A question for adults to ask children

Why do you think God gave the Israelites rules to follow?

We all have rules and laws that we follow every day, they are there to keep everybody safe and protected. There are lots of extra rules in place at the moment in our schools, shops and workplaces designed to keep ourselves and others safe.

God wanted his people the Israelites to live their best lives just like he had originally planned for them to do before sin came into the world. God’s rules were not so that he could control his people but because He knew what was best for them.

A question to answer together

Which of the current rules which we have to live by do you find it hardest to follow? What could make it easier for you to follow the rules?

Family Activity 1

God gave his people the Israelites rules and instructions about how to live their lives. These were commandments designed to protect the Israelites and show them how to live their best lives.

Play a game of Simon Says together and think about how we can follow rules and instructions.

One person is ‘Simon’, they should give instructions for everybody else to follow but the group should only obey the instructions if they are preceded by the phrase “Simon says”.





A verse to remember

Philippians 3 v 9

Now I am right with God, not because I followed the law, but because I believed in Christ.

This verse comes from the book of Philippians which was written to the early church in Philippi by Paul. Paul had an incredible experience where he met Jesus and dedicated his whole life to sharing the Good News about Jesus with others. Before that Paul worked very hard to obey the Jewish law but he realised that the only true way to be right with God was through Jesus' death and resurrection.

Try to learn this verse together, you could come up with some actions to help you remember it or decorate the verse on a piece of paper or card together and put it up somewhere to remind you of it through the week.

Active Prayer

If you had to write ten rules for everybody in the world to follow what would they be? Perhaps you would make everybody recycle, stop bullying, tell everybody to share?

Spend some time together as a family coming up with your own ten commandments. You might like to write them out on 'stone tablets' (the inside of cereal packets are a great colour card for this!)

Once you have written your commandments turn them into prayers – pray for a world where people demonstrate the values and kindness that are present in your commandments.


Challenge yourself to live by your commandments this week and use them as a way to share God's love with others.



Family Activity 2

If we have rules in our homes we might use a star chart to record good behaviour. Why not use the star chart on the next page to challenge yourselves this week to demonstrate God's love to others in 10 different ways!

Your family will need to work as a team to complete all the challenges! How many stars can you collect? Colour them in when you complete a challenge!



Helping Older Children

Throughout the Covid 19 Pandemic there have been many ongoing changes to rules and guidance. It can be really hard to adjust to these shifts, to be able to meet with family one week but not the next.

Just like the rules God gave his people these guidelines are there to protect us and to help us protect others. Why not work with your children to rewrite rules they are struggling with as ways that they are sharing God's love.

e.g. I wear a mask on the bus as a sign that I care about the wellbeing of others and because I know God's heart for us is that we wouldn't be sick.


Although the rules and guidance may be changing, God's heart and love never changes. We can see each rule as an opportunity to demonstrate God's love to others.




Super Star Chart!

How will your family share God's love this week?


**Perform an act of kindness
for a friend at school!**



**Share a verse from the
Bible with somebody!**




**Tell somebody that God
loves them!**



**Perform an act of kindness
for another parent!**




**Help a family member with
one of their chores!**




**Smile at everybody you see
on a journey!**



**Write or draw a message
of encouragement for
somebody in your family.**



**Ask somebody in your
church if you can pray for
them.**



**Perform an act of kindness
for somebody who lives on
your street!**




**Send a message of
encouragement to another
family!**



A colouring page you could print and colour together

Philippians 3 v 9

Now I am right
with God, not
because I
followed the



law,

but because

I believed

in


Christ.



6 PUZZLE

SH3ET

| | | | | | |
|---|---|---|---|---|---|
| a | b | c | d | e | f |
| ☺ | 👑 | ⊖ | ▽ | 🌸 | 🎯 |
| g | h | i | j | k | l |
| ⊙ | ↩ | ⊖ | △ | → | ✦ |
| m | n | o | p | q | r |
| ☺ | ⊖ | ☺ | → | ✳ | 🏠 |
| s | t | u | v | w | x |
| ↑ | 🎵 | ✚ | ☀ | ✳ | 🕯 |
| y | z | | | | |
| ↓ | 🌀 | | | | |



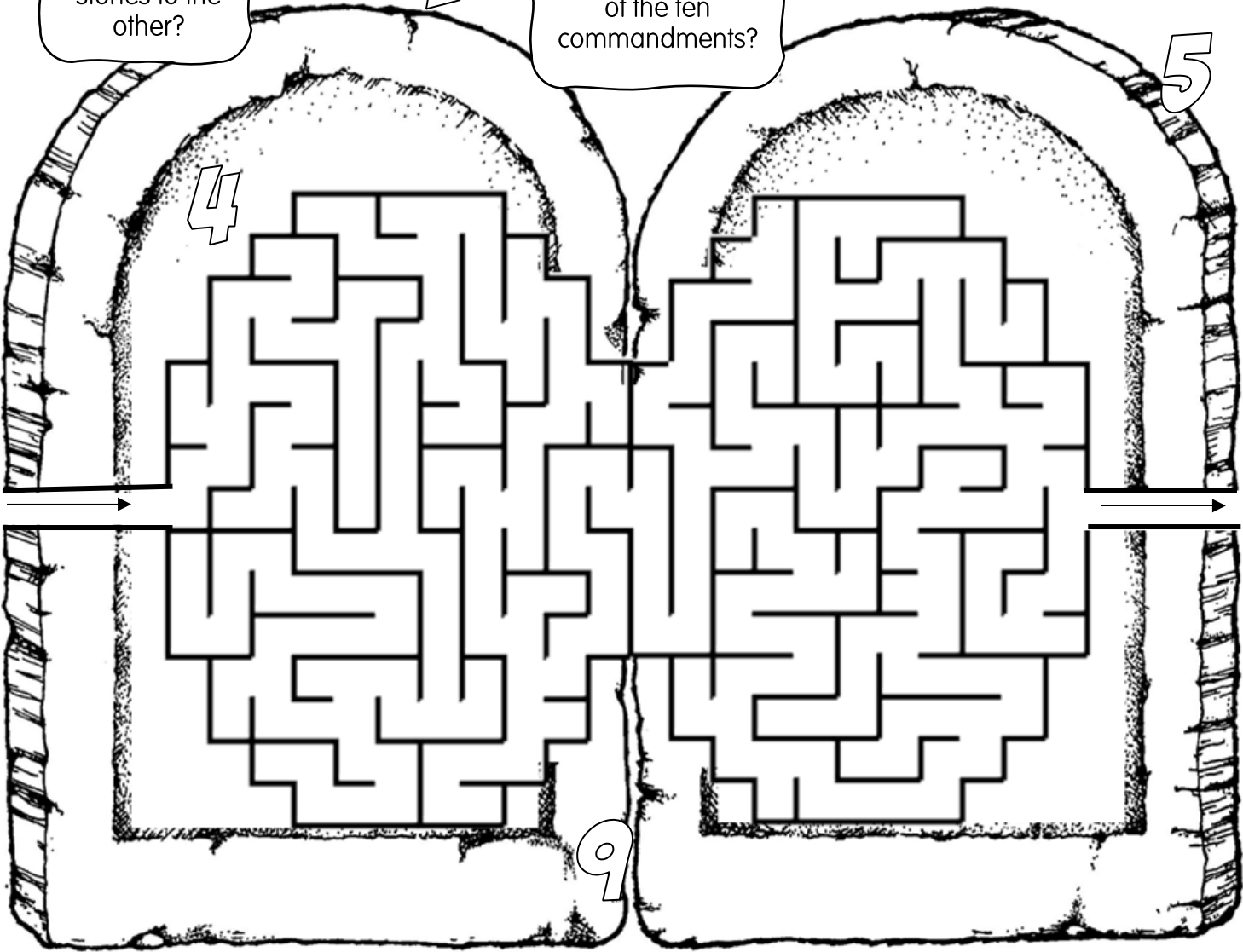
Can you find the numbers 1-10 hidden on the page?

Can you find your way from one side of the stones to the other?

Can you crack the code to reveal one of the ten commandments?

↓ ☺ ✚ ☺ ✚ ↑ 🎵

⊖ ☺ 🎵 ↑ 🎵 🌸 ☺ ✦



9

Together @ Home

Here are some activities you could do together as a family, begin with the story and then do as many or as few as you like, in any order.




Bible Passage

Today we will be exploring together, the story of the Golden Calf.

You can find it in your Bible in:

Exodus 32:1-14

Read the story together – choose a Bible translation or children's story version which best suits your group.



A prayer to say together

Dear God,
Thank you for the story of the Israelites and the Golden Calf. Help us to trust and rely on you even when we can't see you. Thank you that you are always with us.

Help us to put you first in our lives, to choose to follow you and not be tempted to make other things more important than you.

We pray for all those in the world who don't know you yet, who put their faith and trust in things which are not secure and reliable. We pray that they would come to know you as their saviour and friend.

Amen.

Discussion

A question for adults to ask children

Why do you think the Israelites asked Aaron to make them a new god?

Moses had travelled up the mountain to speak with God and he had been gone a long time. Last week we read about Moses receiving the 10 commandments in Exodus 20, this week are reading from Exodus 32 – that's 12 whole chapters later. The 12 chapters in between are all God sharing his instructions with Moses. The Israelites thought Moses was gone and without him to instruct and lead them they quickly slipped into sinful behaviour. They knew they needed somebody to follow, but instead of waiting patiently and trusting in God they decided to make their own false god to worship.

A question for children to ask adults

Can you think of a time when it felt like you had been forgotten by God?

What reminded you that God was with you?


Family Activity 1

Play a game of Hide and Seek together, take it in turns to be the person who counts and then searches for everybody else around the house.

Moses was out of sight talking with God on Mount Sinai and the Israelites were worried that he had gone completely. We know that even though we might not be able to see God He is still always with us.

In these challenging times there might be other people we aren't able to see in person at the moment, but we know that they are still there.





A verse to remember

Philippians 4 v 6

Do not worry about anything, but pray and ask God for everything you need, always giving thanks.

The Israelites has been brought through so much by God but rather than trust in Him they worried that they had been abandoned in the wilderness and tried to create their own false god. We can choose to trust in God, to ask Him for the things we need and to say thank you to God even in the most difficult times. Try to learn this verse together, you could come up with some actions to help you remember it or decorate the verse on a piece of paper or card together and put it up somewhere to remind you of it through the week.

Active Thanks

Our verse to remember this week reminds us to “always give thanks”! Why not try some of these active thank you activities together.

Alphabet Thanks

Can you think of something to say thank you to God for which begins with each letter of the alphabet?

Rainbow Thanks

Can you think of 7 things to say thank you to God for – one for each colour of the rainbow?



Bedtime Thanks

Before you go to bed why not list all the good things that have happened during the day which you can say thank you to God for.

A Message of Thanks

Who are some of the people who bless and encourage your family? Why not send them a message of thanks to let them feel appreciated and valued this week.



Family Activity 2

You will need – a tray of random items from around the house, a towel or scarf

Moses asked God to remember his promises in spite of the sins of the Israelites. Use this ‘Kim’s Game’ to test your own memories.

Lay a range of items from around your house on a tray or table, give everybody 1 minute (or less) to memorise as many objects as they can. Cover over the objects with the towel and remove one item, but make sure nobody can see what you have taken.

Who can be first to work out which item is missing? Take it in turns to be the person who removes an item and see who can get the most points.



Helping Older Children

In these challenging times we might be asking the same question as the Israelites: “where has God gone?” The Israelites had always relied on Moses to speak to God for them and when they were left alone they struggled with what to do. It is important to equip our children to have their own personal relationship with God.

The big problems of the world might seem daunting and impossible to fix but Philippians 4 v 6 reminds us that we should not worry about anything! No problem is too big for God, but no problem is too small either. Why not encourage your child to start small today, praying and sharing their tiniest concerns with God? If we build habits of prayer with our little worries then when we have larger concerns it will be our habit to bring them to God too.

A colouring page you could print and colour together

Philippians 4 v 6

Do not
worry

about anything,



but pray and ask

God for everything



you need, always



giving
thanks.

Help Moses find his way down the mountain and back to the Israelites!


PUZZLE SHEET



The Israelites melted down their gold jewellery to make a false god— how many items of jewellery can you find hidden on the page?



Join the dots to reveal the false god which the Israelites made to worship!



Together @ Home

Here are some activities you could do together as a family, begin with the story and then do as many or as few as you like, in any order.



Bible Passage

Today we will be exploring together, the story of Moses and the Glory of God.

You can find it in your Bible in:
Exodus 33 v 12–23

Read the story together – choose a Bible translation or children’s story version which best suits your group.



A prayer to say together

Dear God,
Thank you for the story Moses experiencing your Glory. Thank you that you love us and want us to experience your presence too. Today we echo the prayer of Moses ‘show me your glory’ and ask that you help us to learn about and experience more of you.

Thank you that we can feel your presence today through our helper the Holy Spirit. Help us to be carriers of your presence sharing your love with those we meet.

We pray that people who meet us would learn more about you and your love from our words and actions.

Amen.

Discussion

A question for adults to ask children

What do you think God’s glory looks like?

The word glory is defined as ‘magnificence’ or ‘great beauty’! What is the most beautiful or magnificent thing you have ever seen? Perhaps it was a work of art, a stunning sunset or an incredible view. How much more amazing must the glory of God who created everything be?

What do you think the presence of God is?

Moses said that he did not want to go anywhere without the presence of God. Presence is when we feel something near us. We can know that God is with us wherever we go because we carry our helper the Holy Spirit in our hearts. We can feel the presence of God with us and carry God’s presence for others to experience too!

A question for children to ask adults

Can you think of a time in your life when you felt closest to God?

Family Activity 1

Get creative and create some art work together – what is the most “glorious” picture you can make?

Why not use one of these ideas:

- Create a picture of what you think God might look like? Share your ideas and then try to recreate it on paper or using any art materials you like.
- Create a picture of something glorious from God’s creation – a sunrise, sunset or stunning view. Why not use natural materials as part of a collage?
- Create the shiniest and brightest picture you can – you could use recycled materials and packaging like foil to get extra shine!



A verse to remember

Psalm 96 v 3

Tell the nations of his glory; tell all peoples the miracles he does.

Try to learn this verse together, you could come up with some actions to help you remember it or decorate the verse on a piece of paper or card together and put it up somewhere to remind you of it through the week.





Active Prayer

In **Exodus 34 v 29–35** we read about when Moses went back down the mountain. His face shone with the glory of God and nobody could look at Moses without seeing something of God!

We can be carriers and radiators of God's glory in the world too, sharing the love and presence of God with others.

How many light sources can you find in your own home? How many radiators?

Travel from room to room and for each light source pray for one person you know who you would like to share God's love with. For each radiator pray for somebody in your group that they would be a radiator of God's love among their friends.



Science Fact: Even though they are called 'radiators' a radiator does not radiate heat! Radiators heat the air around them and this warm air spreads through the room by convection!

Family Activity 2

You will need: Scarves, a timer

Moses said to God he did not want to leave unless God went with him! Have a family three-legged race. Use a scarf to tie two people together by the ankle, then make them complete the course. If you have space, have a race across a room or garden. If you have an odd number of people in your family, you can take it in turns and time how long each pair takes.

If you have limited space, why not set yourself a challenge of an activity of route around the house to complete whilst connected together.




Waiting in God's Presence

Just like Moses we can experience God's presence with us. Spend some time as a family just waiting in God's presence.

Younger children might find it easier to concentrate if they first create a comfortable space to wait in using cushions and blankets. Give them time to settle and do not worry if they fidget or move around lots.

You might like to put on some gentle worship music or light a candle to create a restful space.


Pray and invite God to be with you as you wait and listen. Afterwards you could spend time as a family sharing how you felt and whether you heard anything from God.



A colouring page you could print and colour together

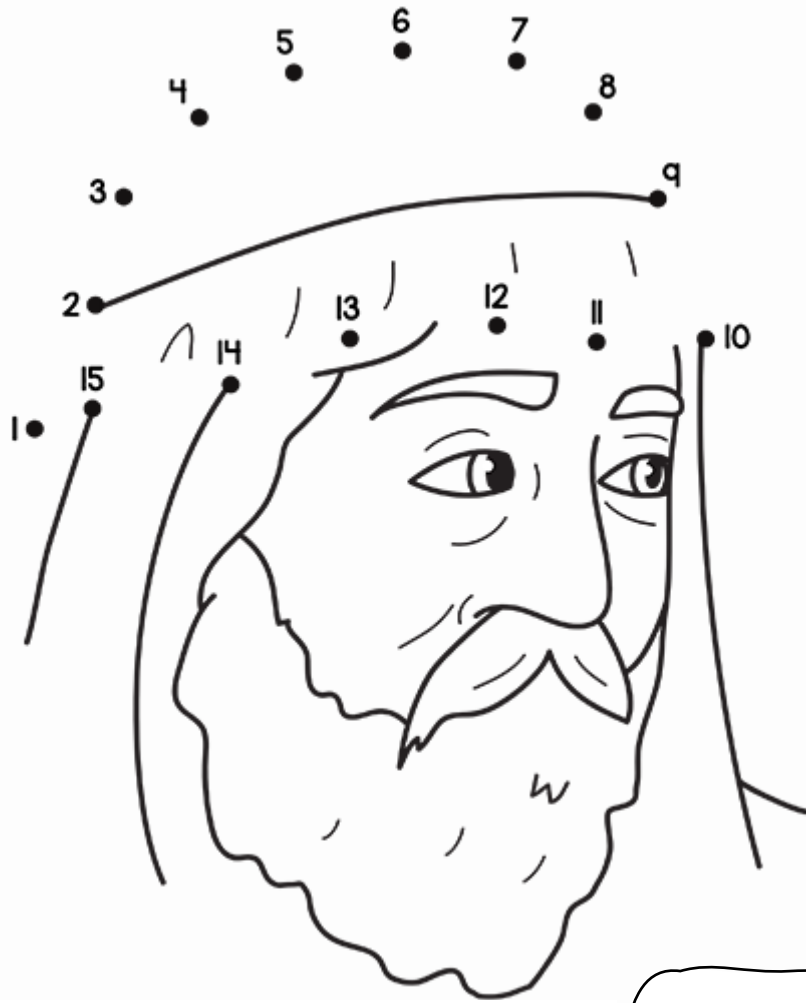
Psalm 96 v 3

Tell the nations of his glory;



tell all peoples the miracles
he does.

PUZZLE SHEET



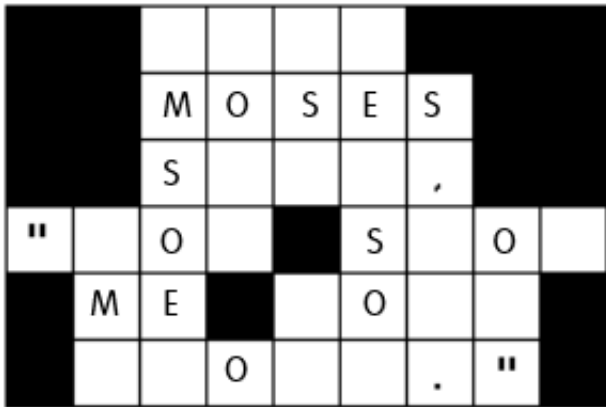
Join the dots to complete this picture of Moses.

When Moses came back down the Mountain his face was shining with God's glory so brightly that nobody could look at him.

What do you think that looked like?

Can you add colour, collage or drawing to the picture of Moses to show what it might have been like?

Moses dot to dot by Bible Pathway Adventures – find more free resources at www.biblepathwayadventures.com



The letters have all fallen from the grid! Can you put them back to reveal something that Moses said?

To help we have put all the letters from Moses' name into the grid!

~~O~~ ~~E~~

L W Y D

~~S~~ ~~H~~ ~~E~~ ~~S~~

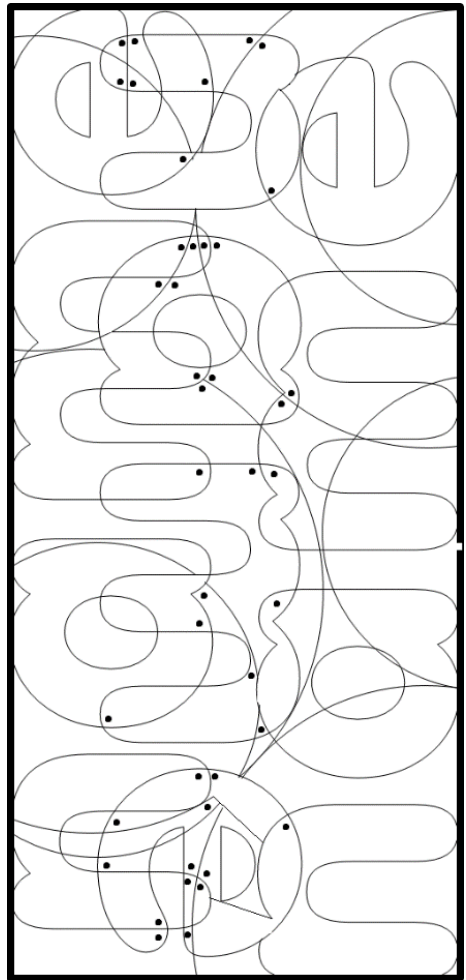
~~M~~ ~~T~~ ~~A~~ ~~S~~ ~~N~~ ~~S~~

~~G~~ ~~M~~ ~~O~~ ~~R~~ ~~Y~~ ~~H~~ ~~O~~

~~N~~ ~~E~~ ~~O~~ ~~I~~ ~~O~~ ~~U~~ ~~R~~ ~~W~~

God told Moses he would go with him because he knew something about him.

Colour in all the shapes with a dot in them to reveal what it was!



Together @ Home

Here are some activities you could do together as a family, begin with the story and then do as many or as few as you like, in any order.



Bible Passage

Today we will be exploring together, the end of Moses' story.

You can find it in your Bible in:

Deuteronomy 34:1-12

Read the story together – choose a Bible translation or children's story version which best suits your group.



A prayer to say together

Dear God,
Thank you for the example of Moses who can teach us so much about being your friend. Help us to speak to you just like Moses did as a friend.

May we bring our hopes to you as well as our fears. May we listen to your voice and live as an example to others. May we be carriers of your glory just as Moses was.

We pray for the leaders of our schools, workplaces, churches and country as they make difficult decisions. Would you give them a loving relationship and friendship with you.

Amen.

Discussion

A question for adults to ask children

What words would you use to describe Moses' relationship with God?

Moses' relationship with God was very special. God used Moses to perform amazing miracles and Exodus 33 v 11 says "The LORD spoke to Moses face to face as a man speaks with his friend." Throughout Moses' story we have seen him be open and honest with God sharing his fears and frustrations. Now at the end of his life we see something really amazing, we are told that God himself buried Moses!

A question for children to ask adults

Moses didn't just leave the Israelites with nobody to lead them, Joshua became their next leader. He had travelled with Moses and learned from him so that he could be ready to lead God's people into the Promised Land.

Who has been a mentor in your life?

Family Activity 1

Run your own family relay race – you could use an old kitchen roll tube or empty bottle as the baton.

You could talk about what we have that we would like to pass on and share with others, just as Moses left a legacy and passed on the responsibility of leadership to Joshua.

You could decorate your baton together as a family before you begin your race!



A verse to remember

Matthew 22 v 37

“Love the Lord your God with all your heart, all your soul, and all your mind.’



This verse from Matthew was Jesus’ answer to the question “Which command in the law is the most important?” – Jesus spoke these words and then went on to say you should “Love your neighbour as you love yourself.” We can still learn from and live by these instructions just as Moses and Jesus did.

Try to learn this verse together, you could come up with some actions to help you remember it or decorate the verse on a piece of paper or card together and put it up somewhere to remind you of it through the week.

Active Prayer

Inspired by Moses passing on responsibility to Joshua why not try this prayer passing activity.

Have a ball to pass or if you made a baton for your relay race you could use that.

Take it in turns to pray and then pass the ball to somebody else to continue the prayer. You could take a line each or even a word each until somebody finishes the prayer with a big Amen!



Family Activity 2

In the passage we learn that the Israelites cried for Moses for thirty days, that’s a whole month! It is alright to cry over things which upset us. During this year many people have suffered loss, some people have had to say goodbye to family members and friends who have died. Some people have missed out on events or holidays they had been excited for – graduations, birthdays, weddings and more.

Why not take some time to share some of the things that you have lost this year. You could create a “future plans” jar or box and fill it with a list of all the things you would like to do in the future when restrictions have lifted. Take it in turns to write or draw something to go in the jar or box.



Talking about death

If your children have questions about death there are many resources out there to help you. We recommend visiting the Parenting for Faith website which has a number of articles, resources and podcasts for parents.

If you have experienced a loss in your own family there is a resource to help children to say goodbye on our Together at Home website: www.tath.co.uk/saying-goodbye

A colouring page you could print and colour together

Colouring sheet from <http://flamecreativekids.blogspot.com>



PUZZLE SHEET

Can you work out these words which are all part of Moses' story?
There are picture clues to help you unscramble the words.



SABKET

| | | | | | |
|--|--|----|---|----|--|
| | | | | | |
| | | 11 | 3 | 23 | |



TYEPG

| | | | | |
|----|--|---|----|--|
| | | | | |
| 43 | | 9 | 39 | |

HUBS

| | | | |
|--|---|----|--|
| | | | |
| | 8 | 40 | |



PUALEGS

| | | | | | | |
|----|---|----|--|--|----|--|
| | | | | | | |
| 34 | 4 | 27 | | | 18 | |

PORVASSE

| | | | | | | | |
|--|----|----|----|---|----|----|--|
| | | | | | | | |
| | 29 | 28 | 37 | 5 | 26 | 42 | |

SEEDAR

| | | | | | |
|---|----|---|----|----|--|
| | | | | | |
| 6 | 22 | 7 | 33 | 17 | |



WERAT

| | | | | |
|----|--|----|----|--|
| | | | | |
| 38 | | 13 | 12 | |

MNNA

| | | | | |
|----|----|----|----|----|
| | | | | |
| 15 | 36 | 32 | 44 | 24 |



LAFC

| | | | |
|----|----|--|----|
| | | | |
| 21 | 20 | | 19 |



MOENTMANMDCS

| | | | | | | | | | | |
|----|----|----|----|----|----|---|----|--|--|--|
| | | | | | | | | | | |
| 25 | 10 | 30 | 31 | 45 | 35 | 1 | 16 | | | |



JUASOH

| | | | | | |
|--|----|----|---|--|--|
| | | | | | |
| | 14 | 41 | 2 | | |



Use the numbered squares above to complete the Bible Verse below.

| | | | | | | | | | | | | | | | | | | | | | | | |
|----|----|----|----|----|----|----|----|----|----|----|----|----|----|----|----|----|----|----|----|----|----|----|---|
| 1 | 2 | 3 | 4 | 5 | 6 | 7 | 8 | 9 | 10 | 11 | 12 | 13 | 14 | 15 | 16 | 17 | 18 | 19 | 20 | 21 | 22 | 23 | 5 |
| 19 | 24 | 25 | 26 | 27 | 28 | 29 | 30 | 31 | 32 | 33 | 34 | 35 | 36 | 11 | 37 | 38 | I | 39 | 40 | 2 | I | 41 | |
| 19 | 42 | I | 43 | 44 | 45 | . | | | | | | | | | | | | | | | | | |

Together @ Home

Here are some activities you could do together as a family, begin with the story and then do as many or as few as you like, in any order.



Bible Passage

Today we will be exploring together, Joshua taking over as leader.

You can find it in your Bible in:
Joshua 1

Read the story together – choose a Bible translation or children’s story version which best suits your group.



A prayer to say together

Dear God,
Thank you for the example of Joshua who trusted in you and took on the responsibility of leadership from Moses.

Thank you that we can be leaders in our own communities, trusting in you and remembering that you are always with us.

We pray for those in leadership in our own churches, schools, workplaces, communities and government. Help them to make wise decisions that protect and provide for everybody.

Amen.

Discussion

A question for adults to ask children

How do you think Joshua felt taking over from Moses?

Moses had been an incredible leader of God’s people, he had performed many miracles, led God’s people out of slavery in Egypt and met with God face to face! It must have been a bit intimidating for Joshua who had some big shoes to fill!

But God encourages Joshua “be strong and brave. Don’t be afraid, because the Lord your God will be with you everywhere you go.” Joshua can be as good a leader as Moses because God is with him as well.


A question for children to ask adults

Who is a great leader from history that you admire?

Family Activity 1

Play a game of follow the leader together.

Take it in turns to be the leader. You could talk about what makes a good leader – somebody who chooses actions that everybody can follow and goes at a speed that works for everyone!



Play a game of “Joshua says”

Just as the people in the story promised to obey Joshua as they had obeyed Moses – only follow the instructions if “Joshua says” to!



A verse to remember

Joshua 1 v 9

“Be strong and brave. Don't be afraid, because the Lord your God will be with you everywhere you go.”

Try to learn this verse together, you could come up with some actions to help you remember it or decorate the verse on a piece of paper or card together and put it up somewhere to remind you of it through the week.

Active Prayer

Inspired by Moses passing on responsibility to Joshua why not try this prayer passing activity.

Have a ball to pass or if you made a baton for your relay race you could use that.

Take it in turns to pray and then pass the ball to somebody else to continue the prayer. You could take a line each or even a word each until somebody finishes the prayer with a big Amen!



Family Activity 2

You will need: a scarf or blindfold

One person is blindfolded, and a second person must guide them around the house using just their voice. You could make it even more tricky by building your own obstacle course with cushions, toys and furniture.



How does it make you feel when you have to put your trust in somebody else?

What makes a good leader and guide?

Joshua's Story


Joshua's story doesn't start with him become leader, why not explore one of these other parts of Joshua's story before he took over from Moses.

What qualities of a good leader can you find in his story?

Exodus 17
A support for Moses

Numbers 13
Spies in Canaan

Deuteronomy 31
Moses appoints Joshua as leader



A colouring page you could print and colour together

BE STRONG
AND COURAGEOUS
DO NOT BE AFRAID
do not be **DISCOURAGED**
FOR THE LORD *your*
GOD *will be* **WITH**
you **WHEREVER**
you **GO** →


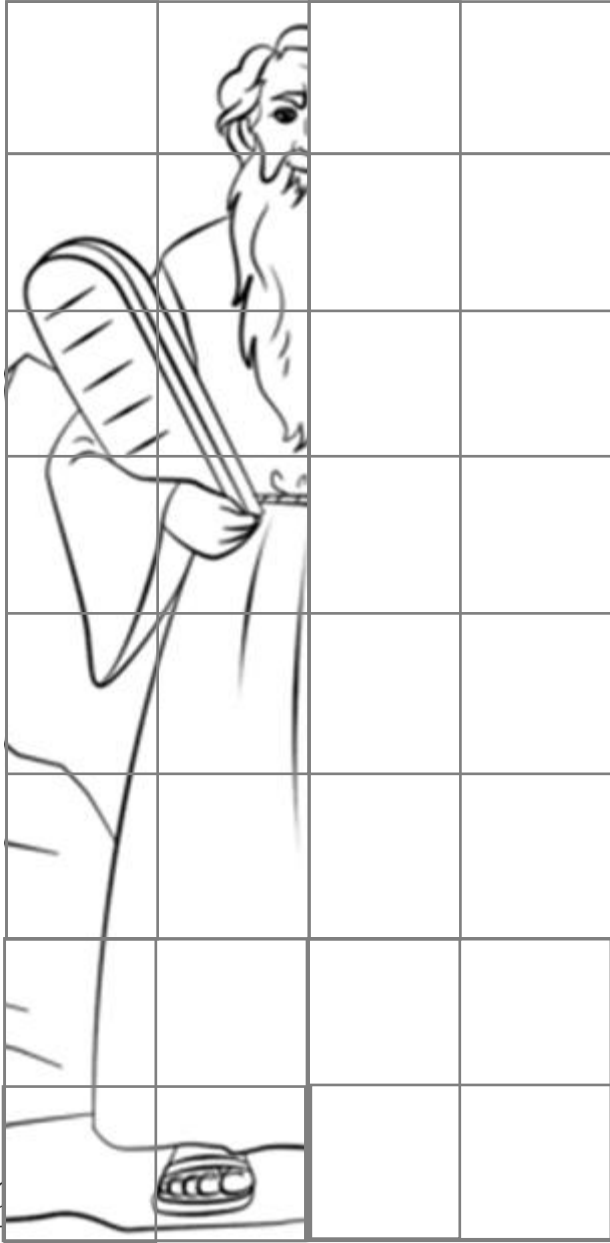
JOSHUA 1:9

PUZZLE SHEET

When Joshua went into Canaan to spy he came back with grapes!

How many bunches of grapes can you find on the page?

The people said they would follow Joshua – can you help them find their way through the maze to Joshua?



Joshua followed the example set by Moses – can you copy the example on left and complete the picture of Moses?



Together @ Home

Here are some activities you could do together as a family, begin with the story and then do as many or as few as you like, in any order.



Bible Passage

Today we will be exploring together the story of Crossing the Jordan.

You can find it in your Bible in:
Joshua 3–4

Read the story together – choose a Bible translation or children’s story version which best suits your group.



A prayer to say together

Dear God,
Thank you for the story of Joshua and the Israelites crossing the river Jordan which reminds us that God can make a way even when things seem impossible.

Just like Joshua encouraged the Israelites to collect stones to help them remember God’s goodness to them help us to share the stories of what you have done in our own lives with others.

We pray for all those going through challenging times who cannot see a way through. Would you be their guide and comfort.

Amen.

Discussion

A question for adults to ask children

How do you think the Israelites carrying the Ark of the Covenant felt when they stepped into the water? What differences and similarities can you find with this river crossing and the time when the Israelites crossed the Red Sea with Moses?

The Israelites had crossed the Red Sea with Moses but nobody from that generation was left, they must have felt nervous when Joshua told them to just walk into the water. When they crossed the Red Sea they saw the water part before them, but this time they had to have faith and take their first step before God parted the water.

A question for children to ask adults

What is a story of something that God has done in your past that you can pass on to me?

Just like the Israelites stories from their own past gave them the faith to see miracles when entering the promised land our own stories can encourage expectation in the next generation.

Family Activity 1

You will need: Paint and Brushes or felt tip pens

Pick a few of the rocks that you have collected. Wash them and then leave them to dry.

Once your rocks are dry; paint or draw a design on them. You could write an encouraging word or Bible reference on them, or just do a pattern that you like.

Once your rocks are ready release them back into the wild for somebody else to find! Pray that whoever finds your rock will be blessed and encouraged.





A verse to remember

Psalm 145 v 4

**Parents will tell their children what you have done.
They will retell your mighty acts.**

Try to learn this verse together, you could come up with some actions to help you remember it or decorate the verse on a piece of paper or card together and put it up somewhere to remind you of it through the week.

Passing through Challenges together



Just as the Israelites built a pile of rocks to remind them of how God had looked after them.; why not start your own rock collection in your home?

When something good happens to your family during lockdown or you do something fun together write it on a rock as a reminder.

On days when you are struggling as a family you could go back and remember a better day and say thank you to God as you remember. Just like the Israelites we can hold onto God's promise that he has good plans for our future and that there will be better days ahead.

Family Activity 2

You will need: A piece of string or a line on the floor

Draw or create a line on the floor or use one which naturally appears in your house or garden.

Play a game of 'river – bank'. Decide which side of the line is the river, the other side is the bank. One person is the leader, they must call out either river or bank. Everybody else should jump over the line to the correct side.

Begin by simply alternating between river and bank but then make it trickier. Speed up the calls or repeat river or bank to see if you can trick people into jumping to the wrong side.

Rocks prayer hunt

Go on a search around your garden or on your daily walk, collect some rocks and then sort them and match them to these simple prayers together.

Your **ROUNDEST** Rock

Dear God, we pray for everybody around the world affected by this pandemic. Help those in the world's poorest countries, protect them through this difficult time.



Your **BIGGEST** Rock

Dear God, we pray for the leaders and government of our country as they make difficult decisions and work to keep us all safe.



Your **SMALLEST** Rock

Dear God, we pray for all the children who are not able to go to their school, help them to learn and have fun in their homes.



Your **PLAINEST** Rock

Dear God, we pray for all those who may go unnoticed but who are doing essential work – our delivery drivers, rubbish collectors and many more working in our community.



A **MULTICOLOURED** Rock

Dear God, thank you for all the colourful rainbows that have appeared in windows. We pray for all those living on our street that they would not feel lonely but would feel connected and loved during lockdown.



Your most **SQUARE** Rock

Dear God, we pray for all those keyworkers working in our hospitals and shops, thank you to all those who are working to keep us safe.



A colouring page you could print and colour together

Colouring page by children's book author & illustrator Elizabeth O. Dulemba – learn more about Elizabeth's books and find more colouring pages at www.dulemba.com

Psalm 145 v 4

Parents will tell their children
what you have done. They will
retell your mighty acts.



PUZZLE SHEET

Can you find away through the maze and into the Promised land?



Can you find the twelve stones on the page one for each of the tribes of Israel.



Can you find the names of the tribes of Israel in the word search?

There are 13 names as Ephraim and Manasseh were the two half-tribes descended from Joseph.

| | |
|----------|----------|
| Reuben | Zebulan |
| Simeon | Gad |
| Naphtali | Benjamin |
| Issachar | Judah |
| Asher | Manasseh |
| Dan | Ephraim |
| | Levi |

u y j o m n c d c m g n a v m
 r r u f i a h u f g e b q t l
 l s d r a p k t o b e a y o w
 i u a a r h x f u n j r x n n
 f p h u h t x e j s i m e o n
 p v z b p a r a m l i j n t t
 q a n n e l m h e s s a n a m
 d p s b a i q v h n u x b r g
 c a b h n l i f m f h u y i s
 n c g k e m u s h l m k f z i
 s b p h o r k b x r y c p j w
 o x t c b f r v e n a w s o x
 m f m e w y y f t z n n o n s
 s c v l d h g n z v r h r r j
 n a d t z c q s y z t i q r v

Rearrange the letters hidden on the page to spell out the name of the river that the Israelites crossed.

 n a



T Together @ Home

Here are some activities you could do together as a family, begin with the story and then do as many or as few as you like, in any order.



Bible Passage

Today we will be exploring together the story of the Spies in the Land.

You can find it in your Bible in:
Joshua 2

Read the story together – choose a Bible translation or children’s story version which best suits your group.



A prayer to say together

Dear God,
Thank you for the stories of the spies in the land which reminds us that you go before us and prepare a way for us.

Help us to serve and follow you even when we face challenges or battles of our own. Thank you that you are with us wherever we go and whatever we face.

This Remembrance Sunday we remember all those who risked their own lives during the second world war to hide and protect people during the Holocaust. Help us to be bold in standing up for justice and peace in our world today.

Amen.

Discussion

A question for adults to ask children

How do you think the spies felt when they heard that the people in the city were afraid of them?

The spies must have been nervous going into the land, seeing the King’s army and the large walls that surrounded Jericho. When they spoke to Rahab they found out that word of God’s miracles on their way from Egypt had already reached Jericho. Knowing that the people in the city were afraid to face them must have filled them with hope and confidence. In Deuteronomy 31 v 8 God promised Moses “The Lord himself will go before you”, it was clear that God had kept his promise.

A question for children to ask adults

Can you think of a time when a stranger really helped or blessed you?

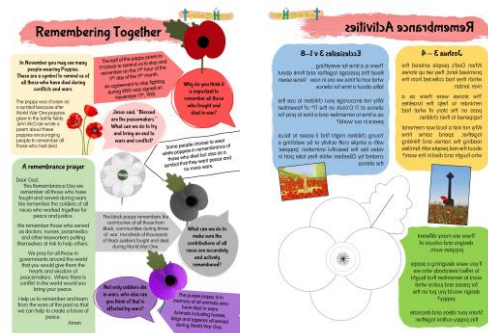
Remembrance Sunday

Today is Remembrance Sunday when we remember all those who fought and served during the wars.

Why not spend some time as a family thinking about some of those whose stories took place behind the scenes – the codebreakers at Bletchley Park, those who hid families like Anne Frank’s in their homes, those working as spies behind enemy lines.

You can find more Remembrance Day activities at

www.TatH.co.uk/other-resources.





A verse to remember

Deuteronomy 31 v 6

Be strong and brave. Don't be afraid of them and don't be frightened, because the Lord your God will go with you. He will not leave you or forget you."

Try to learn this verse together, you could come up with some actions to help you remember it or decorate the verse on a piece of paper or card together and put it up somewhere to remind you of it through the week. What similarities and differences can you find between last week's verse to remember (Joshua 1 v 9) and this message that God gave to Moses?



Family Activity 1

Complete this grid to write your own secret code, put a shape or picture in each space. Write secret messages to one another or send a copy of the code to another family along with a message for them to decipher.

| | | | | | | |
|---|---|---|---|---|---|---|
| a | b | c | d | e | f | g |
| | | | | | | |
| h | i | j | k | l | m | n |
| | | | | | | |
| o | p | q | r | s | t | u |
| | | | | | | |
| v | w | x | y | z | | |
| | | | | | | |

Family Activity 2

Play a game of "I spy" together – older children could play the traditional version where you say the first letter of the item you are searching for.

Younger children might find it easier to use colour or shape.

"I spy with my little eye something red"

"I spy with my little eye something square"




Hide and Seek Prayers

Write down the names of friends or family that you would like to pray for on small pieces of paper. Take a pile of names each and hide them around a room or your whole house.

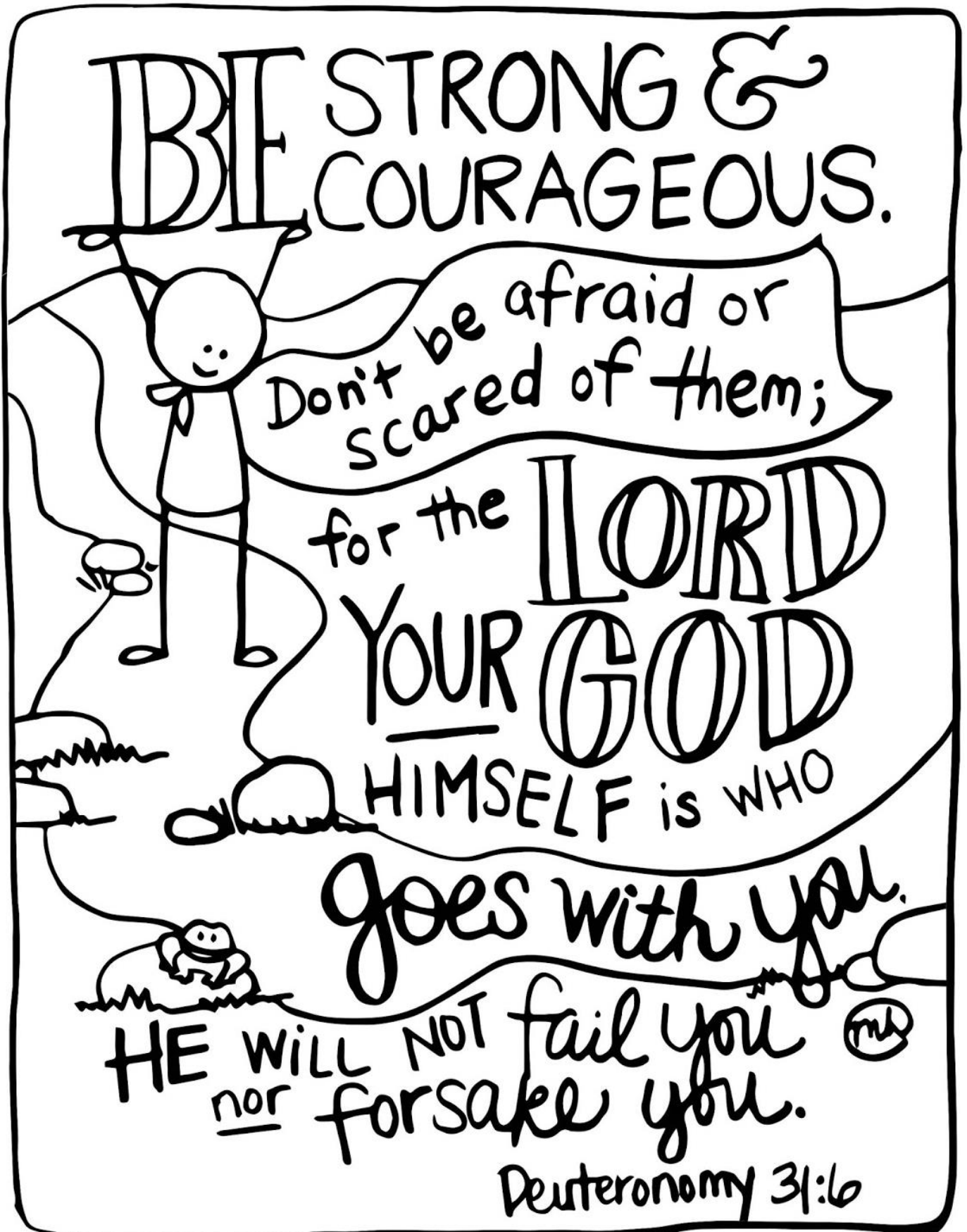
Make sure you remember how many pieces of paper you hid.

Next spend time searching for all the pieces of paper, each time somebody finds one stop and pray together for the person whose name you have found!




A colouring page you could print and colour together

Today's beautiful colouring page is by Mary Dean at www.marydeandraws.com



PUZZLE SHEET

How many differences can you find between the two pictures?



| | | | | | |
|---|---|---|---|---|---|
| a | b | c | d | e | f |
| ☺ | 👑 | ⊖ | ▽ | 🌸 | 🎯 |
| g | h | i | j | k | l |
| ∞ | ↶ | ⊙ | △ | ➔ | ✦ |
| m | n | o | p | q | r |
| 🌀 | ⊘ | ☺ | ➔ | ✳ | 🎵 |
| s | t | u | v | w | x |
| ↶ | 🎵 | ✚ | ☀ | ✳ | 🕯 |
| y | z | Can you use the code to reveal the message? | | | |
| ↷ | 🌀 | | | | |

⊙ ➔ ⊘ ☺ ✳ 🎵 ↶ 🌸

— — — — —

✦ ☺ 🎵 ▽ ↶ ☺ ↶

— — — — —

∞ ⊙ ☀ 🌸 ⊘ 🎵 ↶ ⊙ ↶

— — — — —

✦ ☺ ⊘ ▽ 🎵 ☺

— — — — —

↷ ☺ ✚ 🎵

— — — — —

↶ 🌸 ☺ ↶ ✦ 🌸

— — — — —

a b c
Which rope leads to the window?

Together @ Home

Here are some activities you could do together as a family, begin with the story and then do as many or as few as you like, in any order.



Bible Passage

Today we will be exploring together the story of the Battle of Jericho.

You can find it in your Bible in:
Joshua 5 v 13 – 6 v 27

Read the story together – choose a Bible translation or children's story version which best suits your group.



A prayer to say together

Dear God,
Thank you for the story of Joshua and the Israelites at the battle of Jericho. Thank you that you always give us the victory.

Help us to be obedient and follow the instructions you give us. Help us to be patient while we wait for the victory.

We pray for those we know today who are facing personal battles and challenges. Where there seem to be walls in their way would you bring them tumbling down.

Amen.

Discussion

A question for adults to ask children

What caused the walls of Jericho to fall down?

The Israelites did exactly what God told them to, they marched around the wall for six days and then on the seventh day when they blew their trumpets and shouted loudly the walls fell. Did all that marching weaken the foundations of the wall? Did the shouting made the stones wobble out of place?

Just like with everything that God does He could do it on his own, He did not need the Israelites to help in destroying the walls of the city. God could have done it without them but His heart is for us to be part of the process. God loves to work with us and invites us to take part in his plans for the world.

A question for children to ask adults

Can you think of a time when you finally achieved something that you had thought was impossible?


With God on our side we know that anything is possible, we can choose to follow and obey Him in spite of opposition or derision.

Family Activity 1

The wall around Jericho seemed impermeable, the Israelites could not see a way to get through it. Pick an open space to play this game in. One person is the "human wall", they must move from one side of the room to the other along an invisible line. Everybody else must try to get across the line without being captured. If they are captured, they join in as part of the wall and must try to catch others.

Keep running back and forth until everybody has been caught. The last person to be caught becomes the human wall for the next round.





A verse to remember

Proverbs 18 v 10

**The Lord is like a strong tower;
those who do right can run to him for safety.**

Try to learn this verse together, you could come up with some actions to help you remember it or decorate the verse on a piece of paper or card together and put it up somewhere to remind you of it through the week. The walls of Jericho may have crumbled but the protection of God never fails, He is our strong tower and place of safety.

Active Prayer

The Israelites had been promised a land to live in and God had said they would have victory at Jericho, but they still had to wait and be patient for the right time.

In our own prayer lives it is important to P.U.S.H – Pray until something happens!

We know God is faithful but it is good to keep praying and to recognise and celebrate when we receive breakthrough.

Why not set up a prayer wall in your house. Write or draw things you are praying for onto brick shapes or use post-it notes as your bricks. Stick the bricks up somewhere in your house that you walk past every day.

Commit as a family to praying each time you go past, even if it just saying **Amen** to all the prayers on the wall.

When a prayer is answered you can pull down the brick and celebrate together. How long will it take to bring down your prayer wall together?



Family Activity 2

The Israelites blew their trumpets to bring the walls tumbling down. Use whatever you have in your recycling box this week to build some junk model instruments. You might like to decorate and empty milk carton to make a trumpet or create a drum kit and shakers from empty jars and boxes.

The whole family can be part of an orchestra that makes a joyful noise to the Lord.



Why not pick a song to play and have your own noisy worship time with God. We love Jericho Song by Rend Collective Kids from their album Sparkle, Pop, Rampage,



Helping Older Children

Have you ever wondered what the people of Jericho made of the Israelites. Did they watch them walking around the city and call out to ask what they were doing? Did they perhaps laugh or mock them either because they thought the Israelites were wasting their time or perhaps because they were intimidated?

On our own walk with God we may find ourselves subjected to question or ridicule. It may be helpful to recognise that the Israelites might have felt a little bit foolish walking around for six days, but they knew it was part of a much bigger plan. In times when we face challenges to our faith, we can remember that God is our strong tower and refuge and that his plans are bigger than anything we can imagine or understand.


A colouring page you could print and colour together

Proverbs 18 v 10

The Lord is like a

STRONG TOWER;

those who do right can run
to him for safety.

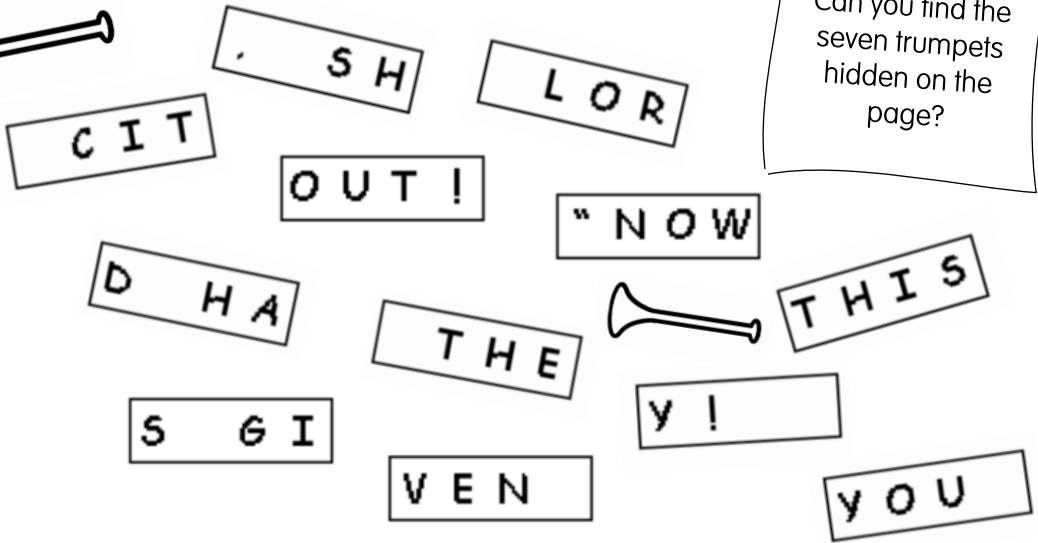


PUZZLE SHEET



Can you find the seven trumpets hidden on the page?



Rearrange the fallen bricks in the wall below to reveal what Joshua said before the wall fell!



| | | | | | | | |
|--|--|--|--|--|--|--|--|
| | | | | | | | |
| | | | | | | | |



Can you work your way around the maze and find your way into the city?



Can you work out the missing words? They are all made from the letters of the word Jericho.

r _ _ _

h _ _ _

c _ _ _

c _ _ _